


CONNECTOR A




SUPERSEAL 1.0 4-1437290-1 34 POS

A1	Ignition 8
A2	Injector 1
A3	Injector 2
A4	Injector 3
A5	Injector 4
A6	Injector 5

A7	Injector 6
A8	Injector 7
A9	Injector 8
A10	Ignition 7
A11	Power GND
A12	+5V source A
A13	Digital 2
A14	Digital 4
A15	Digital 8
A16	Digital 6 (turbo)
A17	Power GND
A18	Ignition 6
A19	Power GND
A20	Digital GND

A21	Digital 1 (crank)
A22	Digital 3
A23	Digital 7
A24	Digital 5 (turbo)
A25	Auxiliary 9
A26	Ignition 5
A27	Ignition 4
A28	Ignition 3
A29	Ignition 2
A30	Ignition 1
A31	CAN 1 high (PC comm)
A32	CAN 1 low (PC comm)
A33	CAN 2 high
A34	CAN 2 low

CONNECTOR B



SUPERSEAL 1.0 1473416-1 26 POS

B1	Auxiliary 1 (WBO heater)
B2	Auxiliary 2 (WBO heater)
B3	Auxiliary 3 (WBO heater)
B4	Auxiliary 4 (WBO heater)


B5	Auxiliary 5
B6	Auxiliary 6
B7	Auxiliary 7
B8	+12V supply
B9	Digital GND (flash drive)
B10	USB D- (flash drive)
B11	USB D+ (flash drive)
B12	+5V source A (flash drive)
B13	Auxiliary 8
B14	+12V supply
B15	+12V switched

B16	Knock sensor 1
B17	Knock sensor 2
B18	WBO 2 VGND (LSU 4.9)
B19	Power GND
B20	WBO 1 IP (LSU 4.9)
B21	WBO 1 VS (LSU 4.9)
B22	WBO 1 RCAL (LSU 4.9)
B23	WBO 1 VGND (LSU 4.9)
B24	WBO 2 IP (LSU 4.9)
B25	WBO 2 VS (LSU 4.9)
B26	WBO 2 RCAL (LSU 4.9)

PINOUT DESCRIPTION:

EMU PRO-16

CONNECTOR C



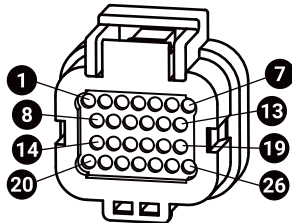
SUPERSEAL 1.0 4-1437290-0 34 POS

C1	Auxiliary 10
C2	Auxiliary 11
C3	Auxiliary 12
C4	Analog 7
C5	Analog 10 (2k2 pull)
C6	H-bridge 1A

C7	H-bridge 2B
C8	H-bridge 3A
C9	H-bridge 2A
C10	Analog 1 (MAP)
C11	Analog 3
C12	Analog 5
C13	Analog 8
C14	Analog 11 (2k2 pull)
C15	Analog 13 (1k pull)
C16	Analog 15 (330R pull)
C17	H-bridge 3B
C18	Analog 2
C19	Analog 4
C20	Analog 6

C21	Analog 9 (2k2 pull)
C22	Analog 12 (2k2 pull)
C23	Analog 14 (1k pull)
C24	Analog 16 (100R pull)
C25	H-bridge 1B
C26	LIN
C27	+5V source B
C28	+5V source B
C29	Analog GND
C30	Power GND
C31	Precision analog 1
C32	Precision analog 2
C33	Precision analog 3
C34	Precision analog 4

CONNECTOR D



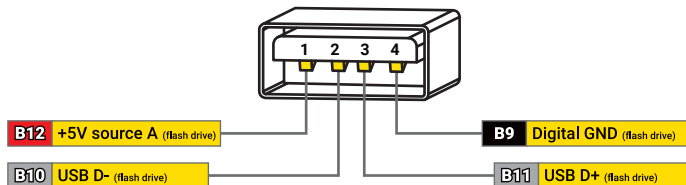
SUPERSEAL 1.0 3-1437290-7 26 POS

D1	Injector 10
D2	Injector 11
D3	Injector 12
D4	Injector 13

D5	Injector 14
D6	Injector 15
D7	Injector 16
D8	Injector 9
D9	Analog 17
D10	Analog 18
D11	Digital 9/Analog 19
D12	Digital 10/Analog 20
D13	Auxiliary 13
D14	H-bridge 4A/Ignition 11
D15	Precision analog 6

D16	Precision analog 8
D17	Analog GND
D18	Power GND
D19	Auxiliary 14
D20	H-bridge 4B/Ignition 12
D21	Precision analog 5
D22	Precision analog 7
D23	Ignition 9
D24	Ignition 10
D25	Auxiliary 16
D26	Auxiliary 15

USB Type-A receptacle (front view):



Legend:

- Power pins
- Ground pins
- Communication pins
- Input pins
- Output pins